


AZ8521

DPDT SUBMINIATURE SIGNAL RELAY

FEATURES

- SMT and THT mounting available
- High dielectric and surge voltage:
 - 2.5 kV surge (per Bellcore TA-NWT-001089)
 - 1.5 kV surge (per FCC Part 68)
 - 1,000 Vrms, open contacts
 - 1,600 Vrms, coil to contacts
- Conforms to IEC60950 / EN41003 spacing and high break down voltage
- Monostable and bistable (latching) versions available
- Minimum switching load 10 mV, 10 μ A
- Low power consumption: 79 mW pickup
- Stable contact resistance for low level signal switching
- Epoxy sealed
- UL, CUR file E43203



CONTACTS

Arrangement	DPDT (2 Form C)
Ratings	Resistive load: Max. switched power: 60 W or 62.5 VA Max. switched current: 2 A Max. switched voltage: 220 VDC* or 250 VAC * Note: If switching voltage is greater than 30 VDC, special precautions must be taken. Please contact the factory.
Rated Load UL, CUR	0.5 A at 125 VAC, resistive, 40°C, 100k cycles 2 A at 30 VDC, resistive, 40°C, 100k cycles 1 A at 30 VDC, resistive, 85°C, 100k cycles
Material	Silver nickel gold plated
Resistance	< 70 milliohms initially

COIL

Power	
At Pickup Voltage (typical)	Monostable: 79 mW (1.5 - 12 VDC) Monostable: 113 mW (24 VDC) Bistable latching: 57 mW (1.5 - 12 VDC) Bistable latching: 113 mW (24 VDC)
Max. Continuous Dissipation	570 mW at 20°C (68°F) ambient
Temperature Rise (at nominal voltage)	40°C (72°F) (3 - 12 VDC) 50°C (90°F) (24 VDC)
Temperature	Max. 115°C (239°F)

GENERAL DATA

Life Expectancy	Minimum operations 1 x 10 ⁸
Mechanical	
Electrical	1 x 10 ⁵ at 0.5 A 125 VAC Res. 1 x 10 ⁵ at 2 A 30 VDC Res.
Operate Time (max.)	3 ms at nominal coil voltage
Release Time (max.)	3 ms at nominal coil voltage (with no coil suppression)
Dielectric Strength (at sea level for 1 min.)	1600 Vrms coil to contacts 1800 Vrms between contact sets 1000 Vrms between open contacts
Surge Voltage	
Coil to contacts	2500 V (at 2/10 μ s)
Open contacts	1500 V (at 10/160 μ s)
Insulation Resistance	1000 megohms min. at 20°C, 500 VDC, 50% RH
Dropout	Greater than 10% of nominal coil voltage
Ambient Temperature Operating	At nominal coil voltage -40°C (-40°F) to 85°C (185°F)
Vibration	3.3 mm DA at 10–55 Hz
Shock	75 g operating, 100 g damage
Enclosure	LCP
Terminals	Tinned copper alloy, P.C.
Max. Solder Temp.	270°C (518°F)
Max. Solder Time	5 seconds
Max. Solvent Temp.	80°C (176°F)
Max. Immersion Time	30 seconds
Weight	0.8 grams
Packing unit in pcs	40 per plastic tube / 4000 per carton box 900 per reel / 3600 per carton box

NOTES

1. All values at 20°C (68°F)
2. Relay may pull in with less than "Must Operate" value.
3. Relay has fixed coil polarity.
4. Specifications subject to change without notice.

ZETTLER electronics GmbH - A ZETTLER GROUP Company

Junkersstr. 3, D-82178 Puchheim, Germany

phone: +49 89 800 97-0 office@ZETTLERelectronics.com
fax: +49 89 800 97-200 www.ZETTLERelectronics.com

This product specification to be used only together with the application notes which can be downloaded from <http://www.ZETTLERelectronics.com/pdfs/relais/ApplicationNotes.pdf>

2014-09-22

AZ8521

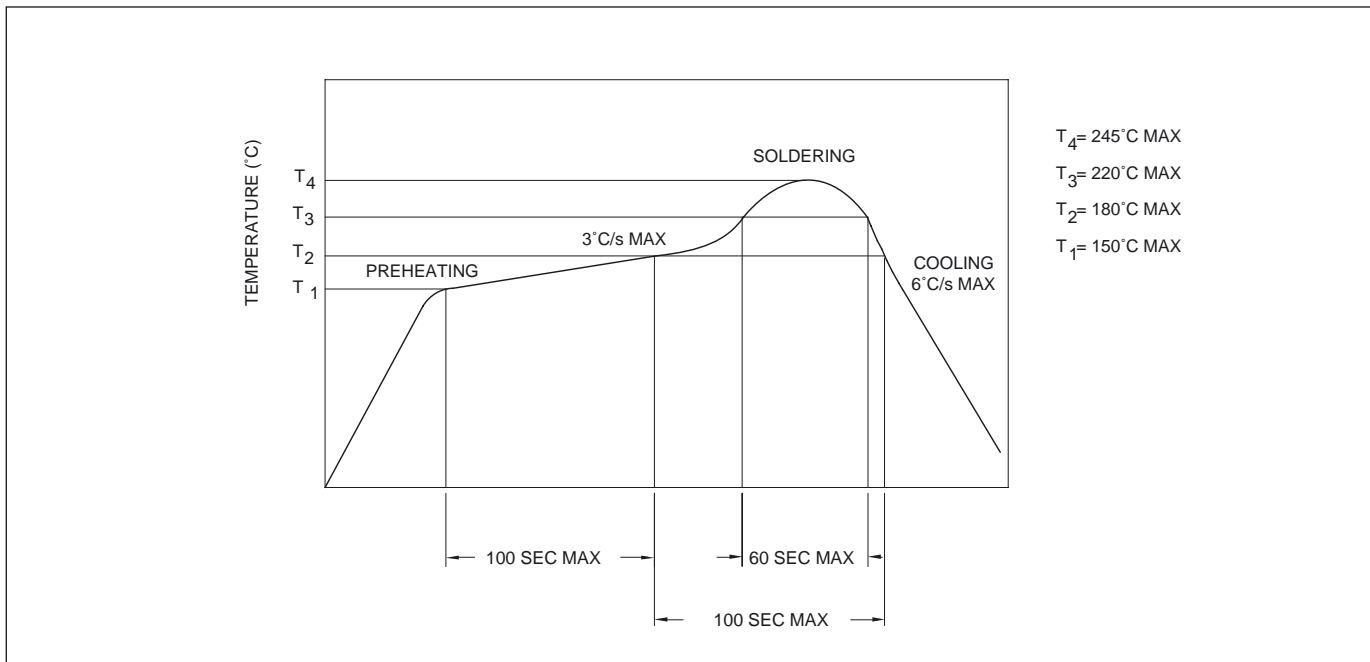
RELAY ORDERING DATA

NON-LATCHING VERSION						
COIL SPECIFICATIONS				ORDER NUMBER		
Nominal Coil VDC	Must Operate VDC	Max. Continuous VDC	Coil Resistance Ohm ± 10	THT	SMT	SMT Short Leg*
1.5	1.13	2.2	16	AZ8521-1.5	AZ8521S-1.5	AZ8521S1-1.5
3	2.25	4.5	64.3	AZ8521-3	AZ8521S-3	AZ8521S1-3
4.5	3.38	6.7	145	AZ8521-4.5	AZ8521S-4.5	AZ8521S1-4.5
5	3.75	7.5	178	AZ8521-5	AZ8521S-5	AZ8521S1-5
6	4.5	9.0	257	AZ8521-6	AZ8521S-6	AZ8521S1-6
9	6.75	13.5	579	AZ8521-9	AZ8521S-9	AZ8521S1-9
12	9.0	18.0	1,028	AZ8521-12	AZ8521S-12	AZ8521S1-12
24	18.0	36.0	2,880	AZ8521-24	AZ8521S-24	AZ8521S1-24

LATCHING VERSION						
COIL SPECIFICATIONS				ORDER NUMBER*		
Nominal Coil VDC	Set/Reset VDC	Max. Continuous VDC	Coil Resistance Ohm ± 10	THT	SMT	SMT Short Leg*
1.5	1.13	2.2	22.5	AZ8521P-1.5	AZ8521PS-1.5	AZ8521PS1-1.5
3	2.25	4.5	90	AZ8521P-3	AZ8521PS-3	AZ8521PS1-3
4.5	3.38	6.7	203	AZ8521P-4.5	AZ8521PS-4.5	AZ8521PS1-4.5
5	3.75	7.5	250	AZ8521P-5	AZ8521PS-5	AZ8521PS1-5
6	4.5	9.0	360	AZ8521P-6	AZ8521PS-6	AZ8521PS1-6
9	6.75	13.5	810	AZ8521P-9	AZ8521PS-9	AZ8521PS1-9
12	9.0	18.0	1,440	AZ8521P-12	AZ8521PS-12	AZ8521PS1-12
24	18.0	36.0	2,880	AZ8521P-24	AZ8521PS-24	AZ8521PS1-24

* Add suffix "TR" at the end of order number for reel packing. (Only available for SMT)

SOLDERING DATA



ZETTLER electronics GmbH - A ZETTLER GROUP Company

Junkersstr. 3, D-82178 Puchheim, Germany

phone: +49 89 800 97-0 office@ZETTLERelectronics.com

fax: +49 89 800 97-200 www.ZETTLERelectronics.com

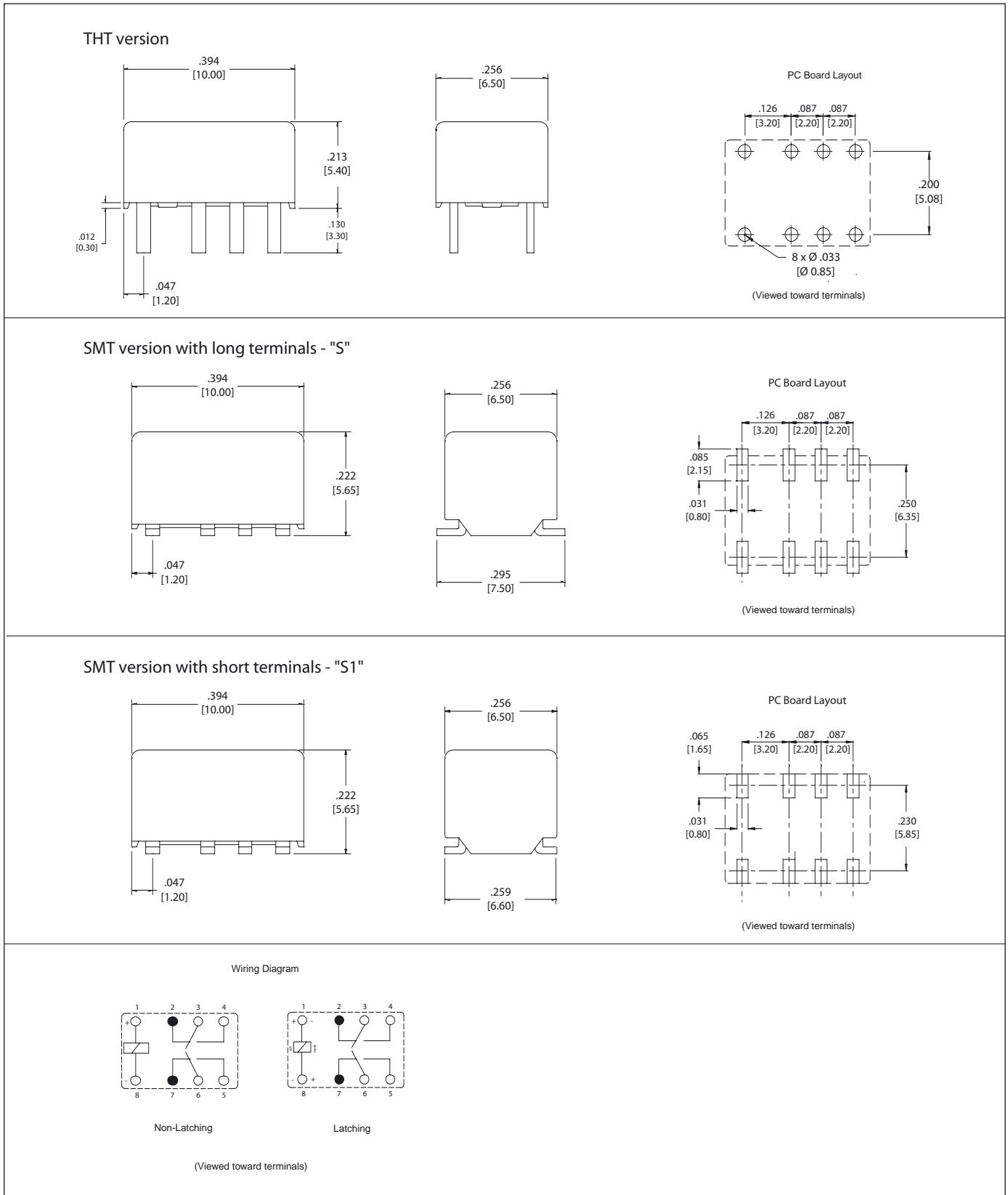
This product specification to be used only together with the application notes

which can be downloaded from <http://www.ZETTLERelectronics.com/pdfs/relais/ApplicationNotes.pdf>

2014-09-22

AZ8521

MECHANICAL DATA



Dimensions in inches with metric equivalents in parentheses. Tolerance: $\pm .016''$

ZETTLER electronics GmbH - A ZETTLER GROUP Company

Junkersstr. 3, D-82178 Puchheim, Germany

phone: +49 89 800 97-0 office@ZETTLERelectronics.com

fax: +49 89 800 97-200 www.ZETTLERelectronics.com

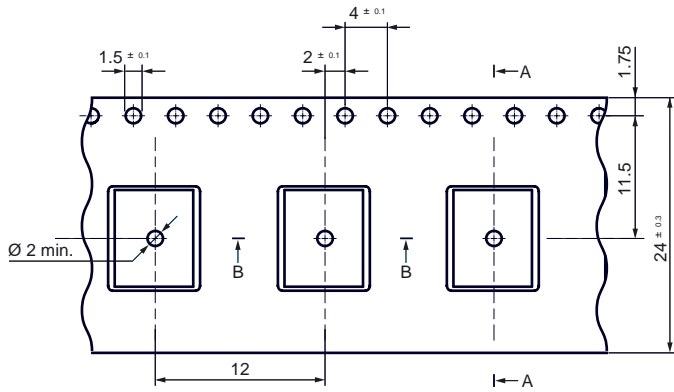
This product specification to be used only together with the application notes which can be downloaded from <http://www.ZETTLERelectronics.com/pdfs/relais/ApplicationNotes.pdf>

2014-09-22

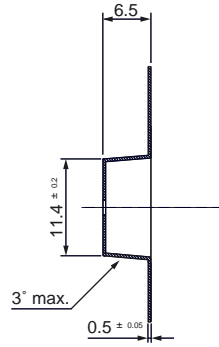
AZ8521

PACKAGING

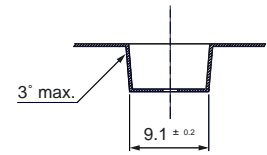
Tape and reel for SMT version with long terminals - "S"



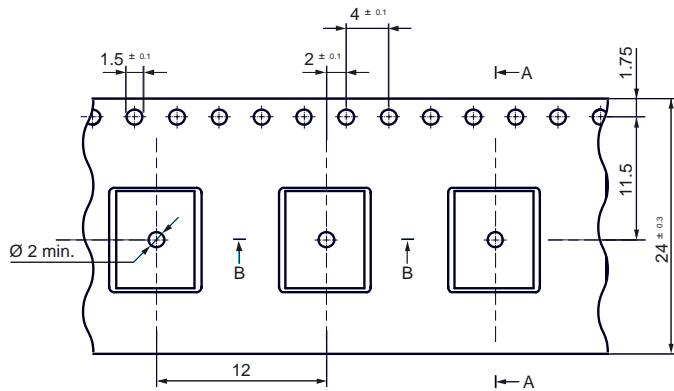
Section A-A



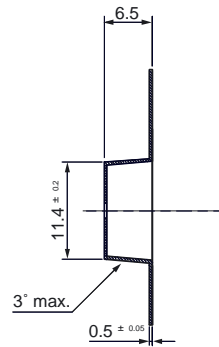
Section B-B



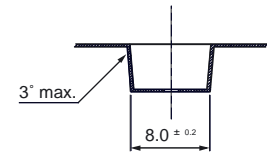
Tape and reel for SMT version with short terminals - "S1"



Section A-A



Section B-B



ZETTLER electronics GmbH - A ZETTLER GROUP Company

Junkersstr. 3, D-82178 Puchheim, Germany

phone: +49 89 800 97-0 office@ZETTLERelectronics.com

fax: +49 89 800 97-200 www.ZETTLERelectronics.com

This product specification to be used only together with the application notes which can be downloaded from <http://www.ZETTLERelectronics.com/pdfs/relais/ApplicationNotes.pdf>

2014-09-22

HandsOn Technology

<http://www.handsontec.com>

creativity for tomorrow's better living...

HandsOn Tech provides a multimedia and interactive platform for everyone interested in electronics. From beginner to diehard, from student to lecturer... Information, education, inspiration and entertainment. Analog and digital; practical and theoretical; software and hardware...



HandsOn Technology support Open Source Hardware(OSHW) Development Platform.

Learn : Design : Share

www.handsontec.com



www.handsontec.com



www.handsontec.com




www.handsontec.com

www.handsontec.com


Welcome to Handsontec Store



LCD+Keyboard Shield



10-Segments LED Bar Display




Ethernet Module



Arduino Uno



MicroSD Breakout Board




WiFi Module



20x4 LCD Display Module



Stepper Motor Driver



PWM Motor Speed Controller



www.handsontec.com

Breakout Board & Modules



www.handsontec.com

Integrated Circuits



www.handsontec.com

Discrete Parts



www.handsontec.com

Assembled Kits



www.handsontec.com

Connectors