

HF68F

MINIATURE HIGH POWER RELAY



File No.:E134517



File No.:129371



File No.:CQC02001001945



Features

- Low height 12.3 mm
- 8A switching capability
- 5kV dielectric strength (between coil and contacts)
- Creepage distance >8mm
- Wash tight and flux proofed types available
- Environmental friendly product (RoHS compliant)
- Outline Dimensions: (28.5 x 10.1 x 12.3) mm

CONTACT DATA

Contact arrangement	1A, 1C
Contact resistance	100mΩ (at 1A 6VDC)
Contact material	See ordering info.
Contact rating (Res. load)	8A 250VAC/30VDC
Max. switching voltage	440VAC / 125VDC
Max. switching current	10A
Max. switching power	2000VA / 240W (at 0.5HP 250VAC)
Mechanical endurance	1 x 10 ⁶ OPS
Electrical endurance	1 x 10 ⁵ OPS (See approval reports for more details)

CHARACTERISTICS

Insulation resistance	1000MΩ (at 500VDC)	
Dielectric strength	Between coil & contacts	5000VAC 1min
	Between open contacts	1000VAC 1min
Surge voltage (between coil & contacts)	10kV (1.2X50μs)	
Operate time (at nomi. volt.)	15ms max.	
Release time (at nomi. volt.)	8ms max.	
Temperature rise (at nomi. volt.)	55K max.	
Humidity	35% to 85% RH	
Ambient temperature	-40°C to 85°C	
Shock resistance *	Functional	98m/s ²
	Destructive	980m/s ²
Vibration resistance *	10Hz to 500Hz 20g/5g	
Termination	PCB	
Unit weight	Approx. 8.2g	
Construction	Wash tight, Flux proofed	

Notes: 1) The data shown above are initial values.
2) * Index is not that of relay length direction.

COIL

Coil power 220 to 290mW

COIL DATA at 23°C

Nominal Voltage VDC	Pick-up Voltage VDC	Drop-out Voltage VDC	Max. Allowable Voltage VDC	Coil Resistance Ω
5	3.75	0.50	11.8	113 x (1±10%)
6	4.50	0.60	14.1	164 x (1±10%)
12	9.00	1.20	28.2	620 x (1±10%)
18	13.50	1.80	42.3	1295 x (1±10%)
24	18.00	2.40	56.4	2350 x (1±10%)
48	36.00	4.80	112.8	9600 x (1±15%)
60	45.00	6.00	141.0	12500 x (1±15%)

Notes: The max. allowable voltage in the COIL DATA is coil overdrive voltage, it is the instantaneous max. voltage which the relay coil could endure in a very short time.

SAFETY APPROVAL RATINGS

UL & CUL	AgCdO		8A 250VAC/30VDC 10A/250VAC B300, R300 Pilot duty	
	AgSnO ₂		8A 250VAC/30VDC	
VDE	Specifications		Ratings	
	AgCdO	HF68F...1 (H;Z)(S)(G)(F)	8A 250VAC	COSØ =1 at 70°C
	AgNi	HF68F...1 (H;Z)(S)B(G)(F)	8A 250VAC 5A 400VAC	COSØ =1 at 85°C COSØ =1 at 85°C
	AgSnO ₂	HF68F...1 (H;Z)(S)T(G)(F)	8A 250VAC	COSØ =1 at 85°C 10A/4A 250VAC COSØ =1 at 50°C

Notes: Only some typical ratings are listed above. If more details are required, please contact us.



HONGFA RELAY

ISO9001, ISO/TS16949, ISO14001, OHSAS18001, IECQ QC 080000 CERTIFIED

2009 Rev. 1.00

ORDERING INFORMATION

Type	HF68F / 012 -1H S G F (XXX)				
Coil voltage	5, 6, 12, 18, 24, 48, 60VDC				
Contact arrangement	1H: 1 Form A 1Z: 1 Form C				
Construction ¹⁾	S: Wash tight Nil: Flux proofed				
Contact material	G: AgCdO+ Au plated T: AgSnO ₂ B: AgNi BG: AgNi+ Au plated Nil: AgCdO				
Insulation standard	F: Class F Nil: Class B				
Customer special code					

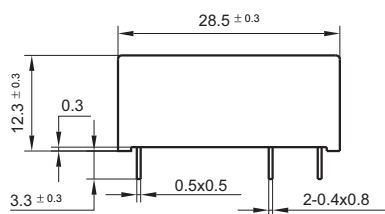
Notes: 1) We recommend flux proofed types for a clean environment (free from contaminations like H₂S, SO₂, NO₂, dust, etc.). We suggest to choose wash tight types and validate it in real application for an unclean environment (with contaminations like H₂S, SO₂, NO₂, dust, etc).
If water cleaning is required after the relay is assembled on PCB, please contact us for suggestion about suitable parts.

OUTLINE DIMENSIONS, WIRING DIAGRAM AND PC BOARD LAYOUT

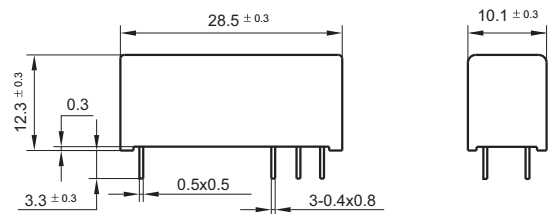
Unit: mm

Outline Dimensions

1 Form A (5mm Pinning)

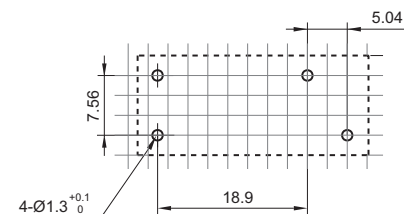


1 Form C (3.2mm Pinning)

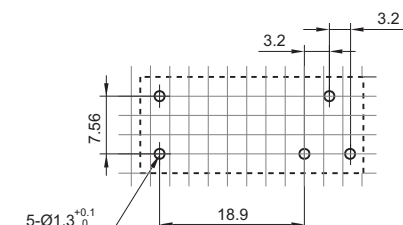


PCB Layout (Bottom view)

1 Form A (5mm Pinning)



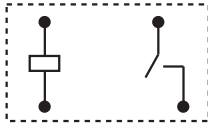
1 Form C (3.2mm Pinning)



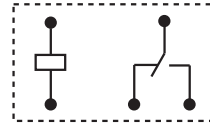
- Remark: 1) In case of no tolerance shown in outline dimension: outline dimension ≤ 1 mm, tolerance should be ± 0.2 mm; outline dimension > 1 mm and ≤ 5 mm, tolerance should be ± 0.3 mm; outline dimension > 5 mm, tolerance should be ± 0.4 mm.
2) The tolerance without indicating for PCB layout is always ± 0.1 mm.
3) The width of the gridding is 2.52mm.

Wiring Diagram
(Bottom view)

1 Form A

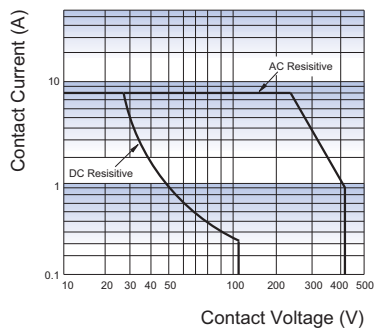


1 Form C

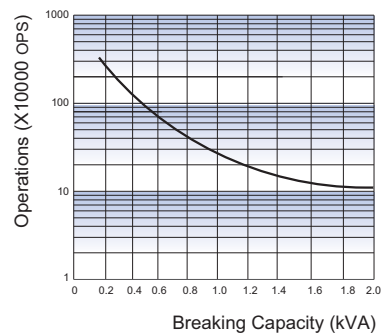


CHARACTERISTIC CURVES

MAXIMUM SWITCHING POWER



ENDURANCE CURVE



Disclaimer

This datasheet is for the customers' reference. All the specifications are subject to change without notice.

We could not evaluate all the performance and all the parameters for every possible application. Thus the user should be in a right position to choose the suitable product for their own application. If there is any query, please contact Hongfa for the technical service. However, it is the user's responsibility to determine which product should be used only.

© Xiamen Hongfa Electroacoustic Co., Ltd. All rights of Hongfa are reserved.

HandsOn Technology

<http://www.handsontec.com>

creativity for tomorrow's better living...

HandsOn Tech provides a multimedia and interactive platform for everyone interested in electronics. From beginner to diehard, from student to lecturer... Information, education, inspiration and entertainment. Analog and digital; practical and theoretical; software and hardware...



HandsOn Technology support Open Source Hardware(OSHW) Development Platform.

Learn : Design : Share

www.handsontec.com



www.handsontec.com



www.handsontec.com




www.handsontec.com

www.handsontec.com


Welcome to Handsontec Store



LCD+Keyboard Shield



10-Segments LED Bar Display




Ethernet Module



Arduino Uno



MicroSD Breakout Board




WiFi Module



20x4 LCD Display Module



Stepper Motor Driver



PWM Motor Speed Controller



www.handsontec.com

Breakout Board & Modules



www.handsontec.com

Integrated Circuits



www.handsontec.com

Discrete Parts



www.handsontec.com

Assembled Kits



www.handsontec.com

Connectors